

modus

AUTOMATION FOR SWING GATES
WITH LEAVES UP TO 4.5 m - 500 KG



Modus

Automation for swing gates with leaves up to 4.2 m - 500 kg

PATENTED PERFORMANCES

Thanks to its patented mechanics, Modus can automate big gates with dimensions up to 4.2 m and 500 kg. It has a precise mechanical limit switch regulation that allows a fine adjustment of the wing in opening and closing. Easy and fast to install with its 165 mm of width, available in two motor versions with two standard arms and two optional arms with sliding and rotating features for every type of installation.

4 kilograms of aluminum, 4-stage gear box entirely in stainless and high-quality synthetic lubricant make Modus a indestructible automation and can be used at any temperature.

The 24 V motor allows intensive use installations.


SMART TRADITIONAL ELECTRONICS

STARG8 control units radically simplify the installer's job, guaranteeing high levels of performance in terms of safety, time and speed of installation.

A single programming method speeds up the activation of the automatic devices and managing maintenance operations becomes simple and practical.

NEW MOTOR FOR MODUS XL

MODUS XL new transmission guarantees maximum reliability and mechanical resistance even for challenging installations thanks to a more powerful gear motor.



1.



2.



3.

1. CONTROL UNIT

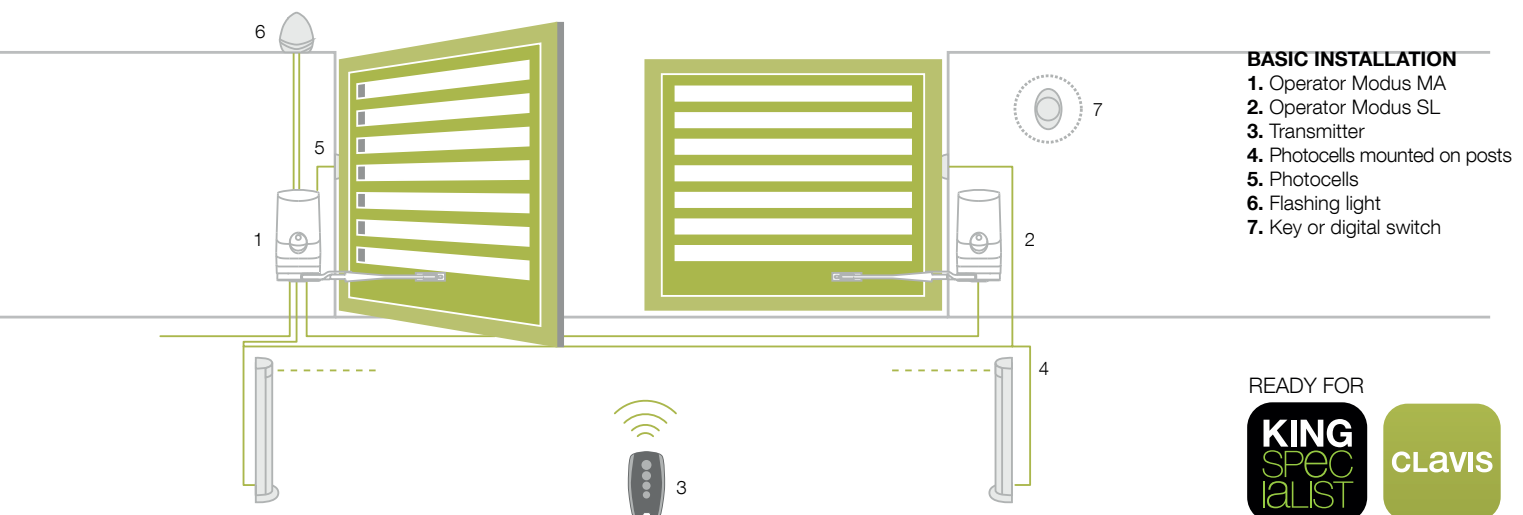
Fast regulation with trimmers and dip-switches, programming with self-learning function

2. ARTICULATED ARM

Strong die-cast aluminium arm with anti-shearing device

3. MECHANICAL LIMIT SWITCH


Strong adjustable steel limit switch



READY FOR

**KING
SPEC
IA LIST**

CLAVIS



TECHNICAL DATA



| Code | | MODUS 280 | MODUS XL |
|-----------------------|-------------|-----------|---------------|
| Mains power supply | (Vac 50 Hz) | | 230 |
| Motor supply | (Vdc) | | 24 |
| Maximum power draw | (W) | 280 | 350 |
| Speed | (rpm) | | 1.5 |
| Torque max | (Nm) | 650 | 760 |
| Working cycle | (%) | | 80 |
| Protection level | (IP) | | 44 |
| Operating temperature | (°C) | | -20 ÷ +55 |
| Automation weight | (kg) | | 7.5 |
| Operator dimensions | (mm) | | 165x250x306 h |

24 V version also available for markets with 110 V / 60 Hz mains power supply

MODUS

| Code | Motor | Control unit | Radio receiver | Mechanical stop | Fixing kit | Wing max dimensions |
|--------------|--------|--------------|----------------|-----------------|------------|---------------------|
| Modus 280 SL | 24 Vdc | - | - | • (2) | • | 2.8 m - 300 kg |
| Modus 280 MA | 24 Vdc | STARG8 24 | • | • (2) | • | 2.8 m - 300 kg |
| Modus XL SL | 24 Vdc | - | - | • (2) | • | 4.2 m - 500 kg |
| Modus XL MA | 24 Vdc | STARG8 24 | • | • (2) | • | 4.2 m - 500 kg |

Gear motors Modus don't include the arm of connection to the leaf. It is necessary to choose the most suitable arm for the gate in the list of the following page.

MODUS KIT

| Code | MODUS 280 MA | MODUS 280 SL | MODUS XL MA | MODUS XL SL | MO LINK 420 | STYLO 4K | IDEA 24 PLUS | VIKY 30 | TAB | Wing max dimensions |
|------------------|--------------|--------------|-------------|-------------|-------------|----------|--------------|---------|-----|---------------------|
| Modus Kit 280 | • | • | | | • (2) | • (2) | • | • | • | 2.8 m - 300 kg |
| Modus Kit 280 LT | • | • | | | • (2) | • (1) | | • | | 2.8 m - 300 kg |
| Modus Kit XL | | | • | • | • (2) | • (2) | • | • | • | 4.2 m - 500 kg |
| Modus Kit XL LT | | | • | • | • (2) | • (1) | | • | | 4.2 m - 500 kg |

| Code Novo Kit | MODUS 280 MA | MODUS 280 SL | MODUS XL MA | MODUS XL SL | MO LINK 420 | STYLO 4K | NOVO LED PLUS | NOVO PH 180 | TAB | Wing max dimensions |
|------------------|--------------|--------------|-------------|-------------|-------------|----------|---------------|-------------|-----|---------------------|
| Modus Kit 280 NV | • | • | | | • (2) | • (2) | • | • | • | 2.8 m - 300 kg |
| Modus Kit XL NV | | | • | • | • (2) | • (2) | • | • | • | 4.2 m - 500 kg |

Kits include the arm MO LINK 420.

24 V version also available for markets with 110 V / 60 Hz mains power supply



MODUS MA



MODUS SL



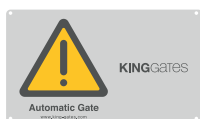
STYLO 4K



IDEA 24 PLUS



VIKY 30



TAB



NOVO LED PLUS



NOVO PH 180



CONNECTION ARMS



MO LINK 180
For leaves up to 1.8 m.
Distance between the axle of rotation of the gate and the fixing surface of the gear motor 200 mm



MO LINK 420
For leaves up to 4.2 m.
Distance between the axle of rotation of the gate and the fixing surface of the gear motor 350 mm



MO L C18 SX
Sliding arm for leaves up to 1.8 m - 300 kg.
Left version

MO L C18 DX
Sliding arm for leaves up to 1.8 m - 300 kg.
Right version



MO Link R42
Rotative arm (Inclination +/- 8°)
Leaves max dimensions 4.2 m - 500 kg


ACCESSORIES



BK 40
Mechanical limit switch (2 pieces)



SBLO 800
External release with wire rope included



BAT M016
24 V 1.6 Ah battery



BAT K3
Battery charge card for BAT M016



LOCK HO
Horizontal electro lock 12 V



LOCK VE
Vertical electro lock 12 V

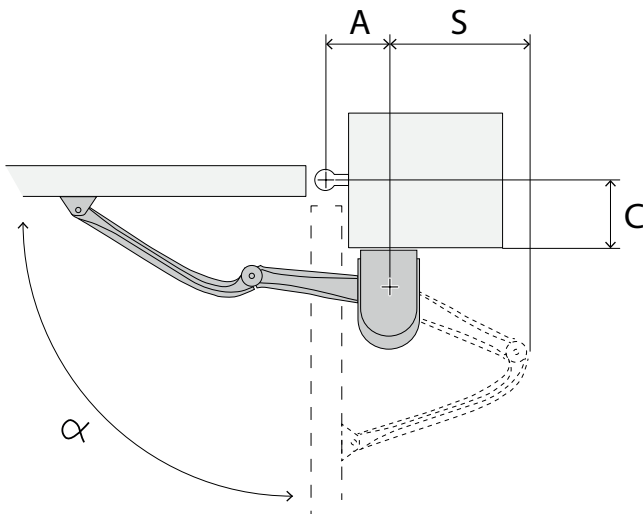


STARG8 24
24 Vdc spare control unit



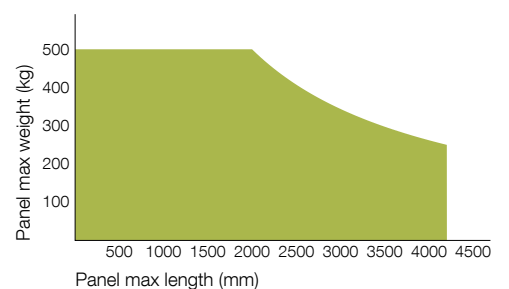
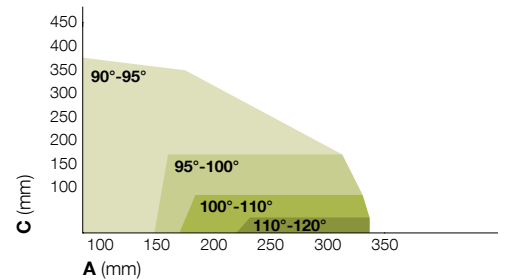
BLINDO 44
External lever release with wire rope included

LIMITS OF USE FOR THE PRODUCT



MO LINK 420

| A | C | S | α |
|-----|-----|-----|----------|
| 140 | 30 | 314 | 90 |
| 250 | 30 | 398 | 110 |
| 140 | 80 | 340 | 90 |
| 185 | 80 | 387 | 100 |
| 140 | 130 | 355 | 90 |
| 170 | 130 | 387 | 95 |
| 140 | 160 | 364 | 90 |
| 160 | 160 | 388 | 95 |
| 140 | 200 | 375 | 90 |
| 150 | 200 | 392 | 90 |
| 140 | 240 | 383 | 90 |
| 150 | 240 | 394 | 90 |
| 140 | 280 | 389 | 90 |
| 170 | 280 | 393 | 90 |
| 140 | 320 | 390 | 90 |
| 170 | 320 | 385 | 90 |



THE KING SPECIALIST



KINGspecialist app for installers

The KINGspecialist app allows you to complete all installation setup phases directly from your smart phone or tablet.

Thanks to the wifi module,

which can be coupled to STARG8 central units, every professional can now manage all the functions offered by the KING Smart Traditional electronic device simply and intuitively.

The App also introduces new functions, such as scheduling of periodical system maintenance, central unit check-ups and remote control management.



KINGgates relies on a network of expert professional installers.

KINGspecialist is a programme available only to installers: KINGgates quality in the form of a service. Installer-friendly innovations and continuous updates to keep growing together.



KINGgates
www.king-gates.com

KING GATES srl
Via A. Malignani 42
33077 Sacile (PN) Italy
Ph. +39 0434 737082
Fax +39 0434 786031
info@king-gates.com